

▶ PRO-LITE

LAMPS BUYERS GUIDE



▶ PRO-LITE

TOTAL LAMP SOLUTIONS

With more than 40 years of industry experience, Pro-Lite are able to offer the right quality at the right price. Over a million lamps are held in our UK and China warehouses. We can ship from single lamps to pallets or containers. We are geared to ensure the best possible service and flexibility to you the customer. We are constantly reviewing our products on an ongoing basis and monitor our range and stock profile to respond to market and customer requirements.

Stocking and production partnerships are frequently undertaken to ensure timely deliveries.

We are constantly reviewing our products on an ongoing basis and monitor our range and stock profile to respond to market and customer requirements.

Pro-Lite products come in point of sale packaging complete with barcoding and batch-coding. Working closely with customers own label / brand options, we can provide packaging creation with our in-house design studio, based on the customers initial needs.

All our products are covered by a no quibble guarantee, subject to terms and conditions.

? ANY QUESTIONS?

Our sales staff are able to offer technical and sales information for all our products. Datasheets and test certification are available where appropriate.

www.prolite-lamps.co.uk

Check our website for details of our full range of products. We are constantly updating this with new products with detailed information.

Contact our Sales team today on:
+44 (0) 1780 758590

Or e-mail us at:
sales@prolite-lamps.co.uk

The screenshot shows the Pro-Lite website interface. At the top, the Pro-Lite logo and 'TOTAL LAMP SOLUTIONS' are displayed. Contact details include: T. +44 (0) 1780 758590, F. +44 (0) 1780 765769, and an email address. Below this, there are images of various colored lamps (white, yellow, green, orange, red, blue). A sidebar on the left features a 'PRO-LITE' logo and three buttons labeled 'HOME', 'ABOUT', and 'CONTACT'. The main content area has a heading 'No corner of the Hong Kong International Lighting Fair' and a paragraph of text describing the company's experience and services. At the bottom, there is a small copyright notice.

COMPACT FLUORESCENT LAMPS




SENSOR
BLACK LIGHT BLUE
GU10
CANDLE
DISC LIGHT
4 PIN

4



HALOGEN LAMPS



XENON LONG LIFE
AR11
GU10
MR8 / MR11 / MR16
LINEAR

28



LED LAMPS



COLOUR CHANGING CLUSTER
SINGLE SOURCE
REMOTE CONTROL
GOLF BALL
ADHESIVE STRIP

48



INCANDESCENT LAMPS



FLAME TIP
FLICKER CANDLE

54



DESIGNED LIGHTING PRODUCTS

REMOTE LIGHTING SYSTEMS
GARDEN LIGHTING
COLOURED LIGHTING SYSTEMS
TORCHES
METAL HALIDE
TRANSFORMERS
IRK HEATER LAMPS

56



8,000h

OUTER BOX QTY



50

INNER BOX QTY



10

OUTER BOX WEIGHT



SEE TABLE

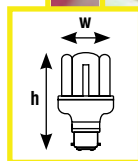
OUTER BOX DIMENSIONS (cm)



SEE TABLE



PRO-MICRO COMPACT FLUORESCENT



DESCRIPTION

The Pro-Micro is designed specifically for use where high output is required in constricted luminaires. A lamp with the minimum lamp volume to the best output return.

FEATURES

- Similar length to standard GLS Lamp
- High output length per watt
- Fits traditional bulkheads and porch lights
- Warm white colour 2700K

APPLICATIONS

- Where lamp length is critical
- Domestic & Commercial
- Table lamps & Pendants

TECHNICAL SPECIFICATION



PRODUCT CODE	POWER (W)	EQUIVALENT W GLS	VOLTAGE (V)	CAP TYPE	LUMENS	OUTER BOX WEIGHT (kg)	OUTER BOX DIMENSIONS (cm)	LAMP HEIGHT (mm)	LAMP WIDTH (mm)
PROMICRO/9W/BC	9	45	240	BC	420	5.5	53.5 x 27 x 15	87	47
PROMICRO/9W/ES	9	45	240	ES	420	5.5	53.5 x 27 x 15	87	47
PROMICRO/11W/BC	11	60	240	BC	550	5.5	53.5 x 27 x 15	95	47
PROMICRO/11W/ES	11	60	240	ES	550	5.5	53.5 x 27 x 15	95	47
PROMICRO/15W/BC	15	75	240	BC	820	8	53.5 x 26.5 x 18.5	109	47
PROMICRO/15W/ES	15	75	240	ES	820	8	53.5 x 26.5 x 18.5	109	47
PROMICRO/20W/BC	20	100	240	BC	1180	8	53.5 x 26.5 x 18.5	127	47
PROMICRO/20W/ES	20	100	240	ES	1180	8	53.5 x 26.5 x 18.5	127	47

GU10 COMPACT FLUORESCENT

10,000h

OUTER BOX QTY
50

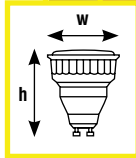
INNER BOX QTY
10

OUTER BOX WEIGHT

SEE TABLE

OUTER BOX DIMENSIONS (cm)

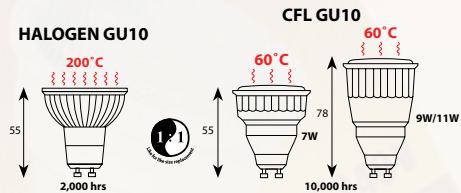
SEE TABLE



DESCRIPTION

A low energy self ballasted retro fit GU10 lamp designed to be a like for like replacement for standard halogen GU10 lamps. A choice of 7W, 9W or 11W. It is suitable for applications where lamp length is critical for both domestic and commercial use. These are the best solution for instant energy saving in retro fit applications.

Reduced heat compared to incandescent alternatives



TECHNICAL SPECIFICATION

PRODUCT CODE	POWER (W)	EQUIVALENT W HALOGEN GU10	VOLTAGE (V)	COLOUR TEMPERATURE (K)	OUTER BOX WEIGHT (kg)	OUTER BOX DIMENSIONS (cm)	LAMP HEIGHT (mm)	LAMP WIDTH (mm)
GU10/7W/FLU	7	20	240	2700	7	58 x 27.5 x 20.8	55	50
GU10/7W/FLU/40	7	20	240	4000	7	58 x 27.5 x 20.8	55	50
GU10/7W/FLU/64	7	20	240	6400	7	58 x 27.5 x 20.8	55	50
GU10/9W/FLU	9	35	240	2700	8	58 x 27.5 x 24.5	78	50
GU10/9W/FLU/40	9	35	240	4000	8	58 x 27.5 x 24.5	78	50
GU10/11W/FLU	11	50	240	2700	8	58 x 27.5 x 24.5	78	50
GU10/11W/FLU/40	11	50	240	2700	8	58 x 27.5 x 24.5	78	50
GU10/11W/FLU/64	11	50	240	2700	8	58 x 27.5 x 24.5	78	50

▶ PRO-LITE

COMPACT FLUORESCENT LAMPS

8,000h

OUTER BOX QTY



50

INNER BOX QTY



10

OUTER BOX WEIGHT



SEE TABLE

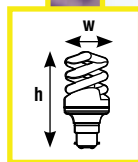
OUTER BOX DIMENSIONS (cm)



SEE TABLE



HELIX COMPACT FLUORESCENT



DESCRIPTION

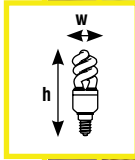
A highly efficient lamp, designed to give an even output of 360° of the lamp surface, the innovative helical design is the ultimate in even shadow free lamp distribution. Ideal where high light output is required. Even output of light ensures an attractive appearance in applications utilising shades.

TECHNICAL SPECIFICATION

PRODUCT CODE	POWER (W)	EQUIVALENT W GLS	VOLTAGE (V)	CAP TYPE	LUMENS	OUTER BOX WEIGHT (kg)	OUTER BOX DIMENSIONS (cm)	LAMP HEIGHT (mm)	LAMP WIDTH (mm)
HELIX/11W/BC	11	60	240	BC	575	5.5	56.5 x 28.5 x 18.5	101	49
HELIX/11W/ES	11	60	240	ES	575	5.5	56.5 x 28.5 x 18.5	101	49
HELIX/15W/BC	15	75	240	BC	795	5.5	56.5 x 28.5 x 18.5	108	49
HELIX/15W/ES	15	75	240	ES	795	5.5	56.5 x 28.5 x 18.5	108	49
HELIX/18W/BC	18	100	240	BC	875	5.5	56.5 x 28.5 x 18.5	121	49
HELIX/18W/ES	18	100	240	ES	875	5.5	56.5 x 28.5 x 18.5	121	49
HELIX/25W/BC	25	125	240	BC	1510	8.5	67.5 x 33.5 x 21.5	151	60
HELIX/25W/ES	25	125	240	ES	1510	8.5	67.5 x 33.5 x 21.5	151	60
HELIX/30W/BC	30	150	240	BC	1535	8.5	67.5 x 33.5 x 21.5	158	60
HELIX/30W/ES	30	150	240	ES	1535	8.5	67.5 x 33.5 x 21.5	158	60

HELIX MICRO COMPACT FLUORESCENT

8,000h



OUTER BOX QTY 50

INNER BOX QTY 10

OUTER BOX WEIGHT 5 Kg

OUTER BOX DIMENSIONS (cm) 29 x 48.5 x 25

Energy Star Rating: A

▶ PRO-LITE

COMPACT FLUORESCENT LAMPS

DESCRIPTION

A compact version of the helix lamp ideal for use in small enclosures. Available in a wide range of bases suitable for all applications. 2700K warm white colour temperature. Ultra compact designs ensure lamps can fit into almost all applications where retrofit to incandescent lighting is required.

TECHNICAL SPECIFICATION

PRODUCT CODE	POWER (W)	EQUIVALENT W GLS	VOLTAGE (V)	CAP TYPE	LUMENS	LAMP HEIGHT (mm)	LAMP WIDTH (mm)
HELIX/5W/BC	5	25	240	BC	300	94	30
HELIX/5W/ES	5	25	240	ES	300	94	30
HELIX/5W/SBC	5	25	240	SBC	300	94	30
HELIX/5W/SES	5	25	240	SES	300	94	30
HELIX/7W/BC	7	35	240	BC	385	106	30
HELIX/7W/ES	7	35	240	ES	385	106	30
HELIX/7W/SBC	7	35	240	SBC	385	106	30
HELIX/7W/SES	7	35	240	SES	385	106	30
HELIX/9W/BC	9	45	240	BC	455	108	30
HELIX/9W/ES	9	45	240	ES	455	108	30
HELIX/9W/SBC	9	45	240	SBC	455	108	30
HELIX/9W/SES	9	45	240	SES	455	108	30

8,000h



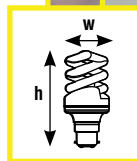
OUTER BOX WEIGHT



OUTER BOX DIMENSIONS (cm)



HELIX DAYLITE COMPACT FLUORESCENT



DESCRIPTION

Helix Daylite lamps are ideal for bathrooms, kitchens and areas where detailed activities such as sewing, reading, repair or manufacture are undertaken. Good daylight output makes this lamp a perfect display enhancing lamp. This type of lamp is frequently used to enhance a working environment or area. Good colour retention ensures colours are seen in the best 'light'.



TECHNICAL SPECIFICATION

PRODUCT CODE	POWER (W)	EQUIVALENT W GLS	VOLTAGE (V)	CAP TYPE	LUMENS	OUTER BOX WEIGHT (Kg)	OUTER BOX DIMENSIONS (cm)	LAMP HEIGHT (mm)	LAMP WIDTH (mm)
HELIX/11W/BC/64	11	60	240	BC	575	5.5	56.5 x 28.5 x 18.5	101	49
HELIX/11W/ES/64	11	60	240	ES	575	5.5	56.5 x 28.5 x 18.5	101	49
HELIX/15W/BC/64	15	75	240	BC	795	5.5	56.5 x 28.5 x 18.5	108	49
HELIX/15W/ES/64	15	75	240	ES	795	5.5	56.5 x 28.5 x 18.5	108	49
HELIX/18W/BC/64	18	100	240	BC	875	5.5	56.5 x 28.5 x 18.5	121	49
HELIX/18W/ES/64	18	100	240	ES	875	5.5	56.5 x 28.5 x 18.5	121	49
HELIX/25W/BC/640	25	125	240	BC	1510	8.5	67.5 x 33.5 x 21.5	151	60
HELIX/25W/ES/640	25	125	240	ES	1510	8.5	67.5 x 33.5 x 21.5	151	60
HELIX/25W/ES/110	25	125	110	ES	1510	8.5	67.5 x 33.5 x 21.5	151	60
HELIX/30W/BC/640	30	150	240	BC	1535	8.5	67.5 x 33.5 x 21.5	158	60
HELIX/30W/ES/640	30	150	240	ES	1535	8.5	67.5 x 33.5 x 21.5	158	60

HELIX DAYLITE MICRO COMPACT FLUORESCENT

8,000h

OUTER BOX QTY



INNER BOX QTY



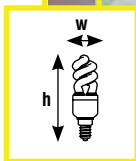
OUTER BOX WEIGHT



OUTER BOX DIMENSIONS (cm)



Energy



DESCRIPTION

A compact version of the daylite helix lamp ideal for use in small enclosures. 6400K daylight white colour temperature, makes this lamp perfect for home applications such as cooker hoods, bathroom and kitchen wall lights. The lamp also works well used in commercial display applications. Used as an indirect light source, colours and products can be viewed with full richness and contrast.



TECHNICAL SPECIFICATION

PRODUCT CODE	POWER (W)	EQUIVALENT W GLS	VOLTAGE (V)	CAP TYPE	LUMENS	LAMP HEIGHT (mm)	LAMP WIDTH (mm)
HELIX/5W/BC/6400	5	25	240	BC	300	94	30
HELIX/7W/BC/64	7	35	240	BC	385	106	30
HELIX/7W/SES/64	7	35	240	SES	385	106	30
HELIX/9W/BC/64	9	45	240	BC	455	108	30
HELIX/9W/SES/64	9	45	240	SES	455	108	30

8,000h

OUTER BOX QTY



INNER BOX QTY



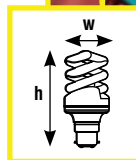
OUTER BOX WEIGHT



OUTER BOX DIMENSIONS (cm)



COLOUR HELIX COMPACT FLUORESCENT



DESCRIPTION

A range of lamps using coloured glass and coloured phosphor to give architectural hues and colouring for display and accent lighting. 240V coloured helix lamps are available in 18W, 25W and 30W. Great for seasonal and display applications with all the energy saving and cost savings associated with compact fluorescent lamps.

TECHNICAL SPECIFICATION

PRODUCT CODE	POWER (W)	VOLTAGE (V)	CAP TYPE	COLOUR	OUTER BOX WEIGHT (Kg)	OUTER BOX DIMENSIONS (cm)	LAMP HEIGHT (mm)	LAMP WIDTH (mm)
HELIX/18W/BC/BL	18	240	BC	BLUE	5.5	56.5 x 28.5 x 18.5	121	49
HELIX/18W/ES/BL	18	240	ES	BLUE	5.5	56.5 x 28.5 x 18.5	121	49
HELIX/18W/BC/GR	18	240	BC	GREEN	5.5	56.5 x 28.5 x 18.5	121	49
HELIX/18W/ES/GR	18	240	ES	GREEN	5.5	56.5 x 28.5 x 18.5	121	49
HELIX/18W/BC/RED	18	240	BC	RED	5.5	56.5 x 28.5 x 18.5	121	49
HELIX/18W/ES/RED	18	240	ES	RED	5.5	56.5 x 28.5 x 18.5	121	49
HELIX/25W/240/B	25	240	ES	BLUE	8.5	67.5 x 33.5 x 21.5	151	60
HELIX/25W/240/G	25	240	ES	GREEN	8.5	67.5 x 33.5 x 21.5	151	60
HELIX/25W/240/R	25	240	ES	RED	8.5	67.5 x 33.5 x 21.5	151	60
HELIX/30W/240/B	30	240	ES	BLUE	8.5	67.5 x 33.5 x 21.5	158	60
HELIX/30W/240/G	30	240	ES	GREEN	8.5	67.5 x 33.5 x 21.5	158	60
HELIX/30W/240/R	30	240	ES	RED	8.5	67.5 x 33.5 x 21.5	158	60
HELIX/30W/240/Y	30	240	ES	YELLOW	8.5	67.5 x 33.5 x 21.5	158	60

SENSOR COMPACT FLUORESCENT

8,000h

OUTER BOX QTY



INNER BOX QTY



OUTER BOX WEIGHT


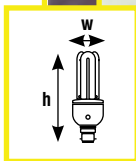


SEE TABLE

OUTER BOX DIMENSIONS (cm)

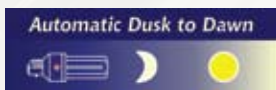


SEE TABLE



DESCRIPTION

The Pro-Lite Sensor compact fluorescent lamp converts standard fittings to a dusk to dawn fitting. Available in BC / ES cap, the sensor lamps are a direct enhancement to existing light fittings, converting them to automatic dusk to dawn. When fitting the lamp requires no manual adjustment. The intelligent sensor adjusts to day length. 2700K warm white colour temperature. A direct retrofit with no additional wiring.



TECHNICAL SPECIFICATION

PRODUCT CODE	POWER (W)	VOLTAGE (V)	CAP TYPE	LUMENS	OUTER BOX WEIGHT (Kg)	OUTER BOX DIMENSIONS (cm)	LAMP HEIGHT (mm)	LAMP WIDTH (mm)
ELT/11W/BC/SENS	11	240	BC	555	6.6	46.5 x 23.1 x 20	141	40
ELT/11W/ES/SENS	11	240	ES	555	6.6	46.5 x 23.1 x 20	141	40
ELT/15W/BC/SENS	15	240	BC	815	7.1	56.5 x 28.3 x 20.2	147	48
ELT/15W/ES/SENS	15	240	ES	815	7.1	56.5 x 28.3 x 20.2	147	48

8,000h

OUTER BOX QTY



INNER BOX QTY



OUTER BOX WEIGHT



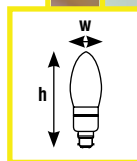
OUTER BOX DIMENSIONS (cm)



Energy



MICRO CANDLE COMPACT FLUORESCENT



DESCRIPTION

A comprehensive range of energy saving candle lamps encompassing all bases and wattages from 3–11W. Fits existing shades and fittings as similar sizes.



TECHNICAL SPECIFICATION

PRODUCT CODE	POWER (W)	EQUIVALENT W INCANDESCENT	VOLTAGE (V)	CAP TYPE	LUMENS	LAMP HEIGHT (mm)	LAMP WIDTH (mm)
CEL/3W/B22/2700K	3	15	240	BC	155	98	38
CEL/3W/ES/2700K	3	15	240	ES	155	98	38
CEL/3W/SBC/2700K	3	15	240	SBC	155	98	38
CEL/3W/SES/2700K	3	15	240	SES	155	98	38
CEL/5W/BC/2700K	5	25	240	BC	180	98	38
CEL/5W/ES/2700K	5	25	240	ES	180	98	38
CEL/5W/SBC/2700K	5	25	240	SBC	180	98	38
CEL/5W/SES/2700K	5	25	240	SES	180	98	38
CEL/7W/BC/2700K	7	35	240	BC	195	100	38
CEL/7W/ES/2700K	7	35	240	ES	195	100	38
CEL/7W/SBC/2700K	7	35	240	SBC	195	100	38
CEL/7W/SES/2700K	7	35	240	SES	195	100	38
CEL/9W/BC/2700K	9	45	240	BC	235	110	38
CEL/9W/ES/2700K	9	45	240	ES	235	110	38
CEL/9W/SBC/2700K	9	45	240	SBC	235	110	38
CEL/9W/SES/2700K	9	45	240	SES	235	110	38
CEL/11W/BC/2700K	11	60	240	BC	260	113	38
CEL/11W/ES/2700K	11	60	240	ES	260	113	38
CEL/11W/SBC/2700K	11	60	240	SBC	260	113	38
CEL/11W/SES/2700K	11	60	240	SES	260	113	38

CANDLE FLAME TIP COMPACT FLUORESCENT

8,000h

OUTER BOX QTY
100

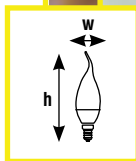
INNER BOX QTY
10

OUTER BOX WEIGHT
Kg
7.1

OUTER BOX DIMENSIONS (cm)
48.5
24
26

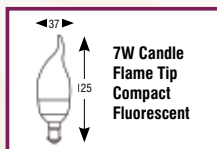
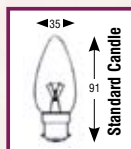
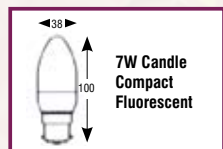
Energy
E
D
C
B
A

▶ PRO-LITE



DESCRIPTION

Based on the popular micro candle lamp, but with a decorative flame shaped tip. 2700K warm white colour. Flame tipped lamps allow the benefits of energy saving lamps to be applied to esthetic applications where shape and design are critical to the effect desired.



TECHNICAL SPECIFICATION

PRODUCT CODE	POWER (W)	EQUIVALENT W INCANDESCENT	VOLTAGE (V)	CAP TYPE	LUMENS	LAMP HEIGHT (mm)	LAMP WIDTH (mm)
CELF/7W/BC/2700K	7	35	240	BC	280	127	37
CELF/7W/SBC/2700	7	35	240	SBC	280	127	37
CELF/7W/SES/2700	7	35	240	SES	280	127	37
CELF/9W/BC/2700K	9	45	240	BC	380	137	37

COMPACT FLUORESCENT LAMPS

15,000h

OUTER BOX QTY



INNER BOX QTY

NO INNER BOX

OUTER BOX WEIGHT

SEE TABLE

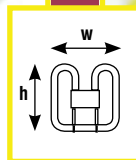
OUTER BOX DIMENSIONS (cm)

SEE TABLE

Energy



FLDD BUTTERFLY COMPACT FLUORESCENT



DESCRIPTION

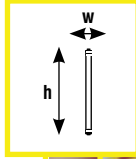
Low energy, long life double D butterfly lamp. Suitable for domestic and commercial uses, bulkheads indoor and outdoor. The FLDD has an average life of 15,000 hours and is available in 2 pin and 4 pin bases. It is compatible with all current control gear.

TECHNICAL SPECIFICATION

PRODUCT CODE	POWER (W)	NUMBER OF PINS	CAP	COLOUR TEMPERATURE (K)	LUMENS	OUTER BOX WEIGHT (kg)	OUTER BOX DIMENSIONS (cm)	LAMP HEIGHT (mm)	LAMP WIDTH (mm)
FLDD/1627/PRO	16	2	GR8	2700	1050	3	33 x 32 x 17.5	132	132
FLDD/1635/PRO	16	2	GR8	3500	1050	3	33 x 32 x 17.5	132	132
FLDD/2827/PRO	28	2	GR8	2700	2050	6	45.5 x 38 x 24	196	196
FLDD/2835/PRO	28	2	GR8	3500	2050	6	45.5 x 38 x 24	196	196
FLDD/3835/PRO	38	2	GR8	3500	2700	6	45.5 x 38 x 24	198	198
FLDD4/1635/PRO	16	4	GR10q	3500	1050	3	33 x 32 x 17.5	132	132
FLDD4/2827/PRO	28	4	GR10q	2700	2050	6	45.5 x 38 x 24	196	196
FLDD4/2835/PRO	28	4	GR10q	3500	2050	6	45.5 x 38 x 24	196	196
FLDD4/3835/PRO	38	4	GR10q	3500	2700	6	45.5 x 38 x 24	198	198

T5 FLUORESCENT TUBES

8,000h



OUTER BOX QTY
500

INNER BOX QTY
25

OUTER BOX WEIGHT
SEE TABLE

OUTER BOX DIMENSIONS (cm)
SEE TABLE

Energy Star logo and efficiency scale (A+, A, B, C, D, E, F, G)

▶ PRO-LITE

COMPACT FLUORESCENT LAMPS

DESCRIPTION

Prolite T5 linear fluorescent tube lamps offer superior colour rendering, and are available in a variety of wattages. They are available in 2700K warm white, 3500K white and 4000K cool white. With a G5 cap they are suitable for use in a wide range of applications. Compatible with all current control gear.

TECHNICAL SPECIFICATION

PRODUCT CODE	POWER (W)	COLOUR TEMPERATURE (K)	LUMENS	OUTER BOX WEIGHT (Kg)	OUTER BOX DIMENSIONS (cm)	LAMP HEIGHT (mm)	LAMP WIDTH (mm)
T54WTUBE2700K	4	2700	130	10.9	55 x 33 x 23	143	16
T54WTUBE3500	4	3500	130	10.9	55 x 33 x 23	143	16
T54WTUBE	4	4000	130	10.9	55 x 33 x 23	143	16
T56WTUBE2700K	6	2700	260	15.5	54 x 25 x 45	219	16
T56WTUBE3500	6	3500	260	15.5	54 x 25 x 45	219	16
T56WTUBE	6	4000	260	15.5	54 x 25 x 45	219	16
T56WTUBEDAYLIGHT	6	6400	210	15.5	54 x 25 x 45	219	16
T58WTUBE2700K	8	2700	380	19.5	54 x 33 x 44	295	16
T58WTUBE3500	8	3500	380	19.5	54 x 33 x 44	295	16
T58WTUBE	8	4000	380	19.5	54 x 33 x 44	295	16
T513WTUBE2700K	13	2700	800	30	56 x 54 x 44	524	16
T513WTUBE3500	13	3500	800	30	56 x 54 x 44	524	16
T513WTUBE	13	4000	800	30	56 x 54 x 44	524	16

8,000h

OUTER BOX QTY



50

INNER BOX QTY



10

OUTER BOX WEIGHT



8.2

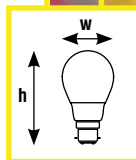
OUTER BOX DIMENSIONS (cm)



Energy

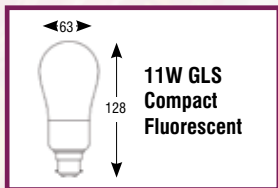
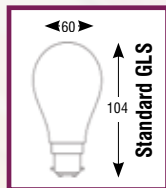


GLS COMPACT FLUORESCENT



DESCRIPTION

Low energy GLS lamp, ideal for use in applications where the lamp is visible. Similar in appearance to an incandescent GLS. 2700K warm white. Available in three sizes to cover the majority of GLS style lamps for retro fitting.

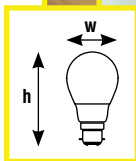


TECHNICAL SPECIFICATION

PRODUCT CODE	POWER (W)	EQUIVALENT W GLS	VOLTAGE (V)	CAP TYPE	LUMENS	LAMP HEIGHT (mm)	LAMP WIDTH (mm)
GLS/9W/BC/2700K	9	40	240	BC	470	120	60
GLS/9W/ES/2700K	9	40	240	ES	470	120	60
GLS/11W/BC/2700K	11	60	240	BC	595	128	60
GLS/11W/ES/2700K	11	60	240	ES	595	128	60
GLS/15W/BC/2700K	15	75	240	BC	610	139	65
GLS/15W/ES/2700K	15	75	240	BC	610	139	65

GLS MICRO COMPACT FLUORESCENT

10,000h



OUTER BOX QTY 100

INNER BOX QTY 10

OUTER BOX WEIGHT 10 Kg

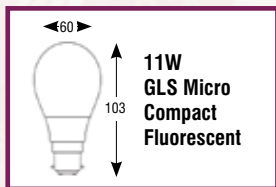
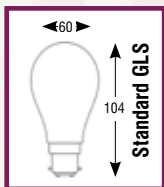
OUTER BOX DIMENSIONS (cm) 74 x 38.5 x 32.4

Energy Class: A

PRO-LITE

DESCRIPTION

A low energy compact fluorescent GLS lamp, with similar dimensions to the standard incandescent GLS. It is suitable for a vast range of applications including hotels, restaurants, reception areas and corridors. It is available in 2700K warm white, and now offers a longer lamp life of 10,000 hours. Available in three sizes to cover the majority of GLS style lamps for retro fitting.



TECHNICAL SPECIFICATION

PRODUCT CODE	POWER (W)	EQUIVALENT W GLS	VOLTAGE (V)	CAP TYPE	LUMENS	LAMP HEIGHT (mm)	LAMP WIDTH (mm)
GLS/MICRO/9W/BC	9	40	240	BC	400	103	58
GLS/MICRO/9W/ES	9	40	240	ES	400	103	58
GLS/MICRO/11W/BC	11	60	240	BC	480	103	60
GLS/MICRO/11W/ES	11	60	240	ES	480	103	60
GLS/MICRO/15W/BC	15	75	240	BC	680	103	60
GLS/MICRO/15W/ES	15	75	240	BC	680	103	60

COMPACT FLUORESCENT LAMPS

8,000h

OUTER BOX QTY



INNER BOX QTY



OUTER BOX WEIGHT



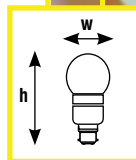
OUTER BOX DIMENSIONS (cm)



Energy



GOLF BALL COMPACT FLUORESCENT



DESCRIPTION

Low energy golf ball designed as a direct replacement for incandescent lamps. Ideal for small light fittings where the lamp is visible. Suitable applications include restaurants, hotels and pubs. They feature an 8,000 hour average life with a colour temperature of 2700K warm white. Ideal for retrofit applications giving up to 80% energy savings.

TECHNICAL SPECIFICATION

PRODUCT CODE	POWER (W)	EQUIVALENT W STANDARD GOLF	VOLTAGE (V)	CAP TYPE	LUMENS	LAMP HEIGHT (mm)	LAMP WIDTH (mm)
GOLF/7W/BC/2700K	7	35	240	BC	260	87	45
GOLF/7W/SBC/2700K	7	35	240	SBC	260	87	45
GOLF/7W/SES/2700K	7	35	240	SES	260	87	45



PAR 38 COMPACT FLUORESCENT

10,000h

OUTER BOX QTY



60

INNER BOX QTY



10

OUTER BOX WEIGHT



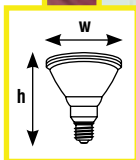
20

OUTER BOX DIMENSIONS (cm)



77.6
34.2

Energy



DESCRIPTION

A compact fluorescent version of the Par 38 lamp. This is suitable for all applications requiring flood lighting including commercial, domestic and retail. Low energy and low heat allow greater flexibility in display situations as well as reduced maintenance and running costs. Integral control gear allows direct replacement in any standard ES Par 38 halogen fitting. It is also exactly the same size, shape and look of a halogen. This lamp has a colour temperature of 2700K warm white. The long life and low heat produced by this lamp make it suitable for retail displays where conventional or tungsten equivalents give heat damage.

TECHNICAL SPECIFICATION

PRODUCT CODE	POWER (W)	EQUIVALENT W GLS	VOLTAGE (V)	CAP TYPE	LAMP HEIGHT (mm)	LAMP WIDTH (mm)
PAR38/20W/ES	20	100	240	ES	122	136



8,000h

OUTER BOX QTY



50

INNER BOX QTY



10

OUTER BOX WEIGHT



SEE TABLE

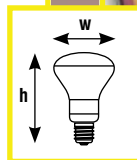
OUTER BOX DIMENSIONS (cm)



SEE TABLE



COMPACT FLUORESCENT GLASS REFLECTORS



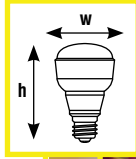
DESCRIPTION

Glass spot light reflector lamps ideal for all applications requiring flood lighting. Low energy and low heat allow greater flexibility in display situations as well as reduced maintenance and running costs. These lamps are a direct replacement for tungsten halogen reflector lamps. They are available in 2700K warm white. The glass construction makes them easily recyclable.

TECHNICAL SPECIFICATION

PRODUCT CODE	POWER (W)	VOLTAGE (V)	CAP TYPE	OUTER BOX WEIGHT (Kg)	OUTER BOX DIMENSIONS (cm)	LAMP HEIGHT (mm)	LAMP WIDTH (mm)
R50/4W/SES	4	240	SES	5	55.6 x 27.6 x 14	94	47
R63/7W/ES	7	240	ES	6.7	69.5 x 34.6 x 17.5	125	64
R080/11W/ES	11	240	ES	7	87.5 x 43.6 x 18.6	134	79

COMPACT FLUORESCENT REFLECTORS



- 10,000h
- OUTER BOX QTY
SEE TABLE
- INNER BOX QTY
10
- OUTER BOX WEIGHT
SEE TABLE
- OUTER BOX DIMENSIONS (cm)
SEE TABLE
- Energy label showing A, B, C, D, E, F, G ratings.

▶ PRO-LITE

COMPACT FLUORESCENT LAMPS

DESCRIPTION

An ultra compact version of the glass compact fluorescent reflectors, offering a longer life and more efficient lamp. They are available in 2700K warm white. Suitable for commercial, domestic and retail applications. Available in 9, 15 and 20W.



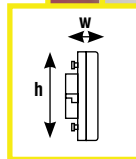
TECHNICAL SPECIFICATION

PRODUCT CODE	POWER (W)	VOLTAGE (V)	CAP TYPE	OUTER BOX QUANTITY	OUTER BOX WEIGHT (Kg)	OUTER BOX DIMENSIONS (cm)	LAMP HEIGHT (mm)	LAMP WIDTH (mm)
R50/9W/SES/2700K	9	240	SES	100	9	62 x 30.5 x 29.6	90	50
R63/15W/ES/2700K	15	240	ES	100	10	75 x 37 x 32.4	105	63
R080/20W/ES/2700	20	240	ES	60	7.5	54 x 43.5 x 32.4	115	80

10,000h



COMPACT FLUORESCENT DISC LIGHT



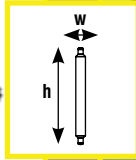
DESCRIPTION

A circular compact fluorescent dislight, low energy slim profile lamp. It is designed for use where height restrictions exist either for ceiling or application reasons. It is simple to replace by the twist and lock pins. The standard unit comes with a surface mount fitting. It is available in 3000K warm white. The GX53 base is compatible with all existing fittings.

TECHNICAL SPECIFICATION

PRODUCT CODE	POWER (W)	VOLTAGE (V)	CAP TYPE	LUMENS	LAMP HEIGHT (mm)	LAMP WIDTH (mm)
GX53/7W/3000K	7	240	GX5.3	240	75	25

ENERGY SAVING PICTURE / STRIP LIGHTS



8,000h

- OUTER BOX QTY
50
- INNER BOX QTY
10
- OUTER BOX WEIGHT
SEE TABLE
- SEE TABLE
- OUTER BOX DIMENSIONS (cm)
SEE TABLE
- Energy Class

▶ PRO-LITE

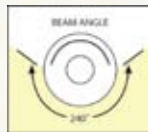
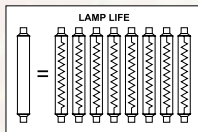
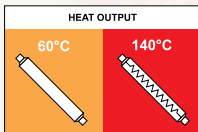
COMPACT FLUORESCENT LAMPS

DESCRIPTION

A new innovation in fluorescent lamps that are a direct retro-fit for their tungsten equivalents but with the following improvements:

- 80% less energy consumption
- Up to 8 times longer lamp life
- Lower heat output (typical output is 60°C compared to 130°C from a tungsten halogen)
- Safer plastic housing
- No fragile filament
- Specially designed reflector to increase the light output beam angle by 10%

It is available in 2700K warm white in two sizes - 5W and 7W.



TECHNICAL SPECIFICATION

PRODUCT CODE	POWER (W)	EQUIVALENT W HALOGEN	VOLTAGE (V)	CAP TYPE	LUMENS	OUTER BOX WEIGHT (Kg)	OUTER BOX DIMENSIONS (cm)	LAMP HEIGHT (mm)	LAMP WIDTH (mm)
STRIP/5W/S15S/27	5	25	240	S15S	160	5.6	40 x 25.5 x 18.5	221	30
STRIP/7W/S15S/27	7	40	240	S15S	220	7.2	40 x 32 x 18.5	284	30


10,000h



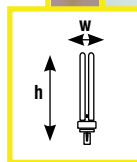

OUTER BOX WEIGHT



OUTER BOX DIMENSIONS (cm)



FLD TWIN TUBE COMPACT FLUORESCENT



DESCRIPTION

A double turn tube, giving high light output. Available in 2-pin and 4-pin bases for use with HF electronic control gear or conventional magnetic ballasts.

TECHNICAL SPECIFICATION

PRODUCT CODE	POWER (W)	COLOUR TEMPERATURE (K)	CAP TYPE	LUMENS	OUTER BOX WEIGHT (kg)	OUTER BOX DIMENSIONS (cm)	LAMP HEIGHT (mm)	LAMP WIDTH (mm)
FLD/1027	10	2700	G24D-1	580	7.5	81 x 21 x 22	116	41
FLD/1040	10	4000	G24D-2	580	7.5	81 x 21 x 22	116	41
FLD/1327	13	2700	G24D-3	780	7.5	81 x 21 x 22	133	41
FLD/1340	13	4000	G24D-4	780	7.5	81 x 21 x 22	133	41
FLD/1827	18	2700	G24D-2	1170	8.5	81 x 21 x 23	163	41
FLD/1840	18	4000	G24D-3	1170	8.5	81 x 21 x 23	163	41
FLD/2627	26	2700	G24D-3	1470	9	81 x 21 x 24	173	41
FLD/2640	26	4000	G24D-4	1470	9	81 x 21 x 24	173	41
FLD/E1027	10	2700	G24Q-1	580	7.5	81 x 21 x 22	110	41
FLD/E1040	10	4000	G24Q-2	580	7.5	81 x 21 x 22	110	41
FLD/E1327	13	2700	G24Q-3	780	7.5	81 x 21 x 22	127	41
FLD/E1340	13	4000	G24Q-4	780	7.5	81 x 21 x 22	127	41
FLD/E1827	18	2700	G24Q-2	1170	8.5	81 x 21 x 23	157	41
FLD/E1840	18	4000	G24Q-3	1170	8.5	81 x 21 x 23	157	41
FLD/E2627	26	2700	G24Q-3	1470	9	81 x 21 x 24	167	41
FLD/E2640	26	4000	G24Q-4	1470	9	81 x 21 x 24	167	41

FLS TWIN TUBE COMPACT FLUORESCENT

10,000h

OUTER BOX QTY




INNER BOX QTY



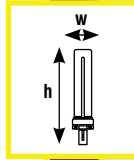
OUTER BOX WEIGHT



OUTER BOX DIMENSIONS (cm)



▶ PRO-LITE



DESCRIPTION

A single turn tube, giving high light output. Available in 2-pin and 4-pin bases for use with HF electronic control gear or conventional magnetic ballasts.

TECHNICAL SPECIFICATION

PRODUCT CODE	POWER (W)	COLOUR TEMPERATURE (K)	CAP TYPE	LUMENS	OUTER BOX WEIGHT (Kg)	OUTER BOX DIMENSIONS (cm)	LAMP HEIGHT (mm)	LAMP WIDTH (mm)
FLS/527	5	2700	G23	235	4.8	43 x 18 x 28	107	32
FLS/540	5	4000	G23	235	4.8	43 x 18 x 28	107	32
FLS/727	7	2700	G23	400	4.8	65 x 18 x 18	135	32
FLS/740	7	4000	G23	400	4.8	65 x 18 x 18	135	32
FLS/927	9	2700	G23	525	6	63 x 20 x 18	165	32
FLS/940	9	4000	G23	525	6	63 x 20 x 18	165	32
FLS/9BLB	9	N/A	G23	N/A	6	63 x 20 x 18	165	32
FLS/1127	11	2700	G23	800	7.5	63 x 18 x 28	234	32
FLS/1135	11	3500	G23	800	7.5	63 x 18 x 28	234	32
FLS/1140	11	4000	G23	800	7.5	63 x 18 x 28	234	32
FLS/E527	5	2700	2G7	235	4.8	43 x 18 x 28	92	38
FLS/E540	5	4000	2G7	235	4.8	43 x 18 x 28	92	38
FLS/E727	7	2700	2G7	400	4.8	65 x 18 x 18	120	38
FLS/E740	7	4000	2G7	400	4.8	65 x 18 x 18	120	38
FLS/E927	9	2700	2G7	525	6	63 x 20 x 18	149	38
FLS/E940	9	4000	2G7	525	6	63 x 20 x 18	149	38
FLS/E1127	11	2700	2G7	800	7.5	63 x 18 x 28	218	38
FLS/E1140	11	4000	2G7	800	7.5	63 x 18 x 28	218	38

COMPACT FLUORESCENT LAMPS


10,000h



OUTER BOX WEIGHT



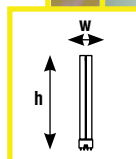
OUTER BOX DIMENSIONS (cm)



Energy



FLL TWIN TUBE COMPACT FLUORESCENT



DESCRIPTION

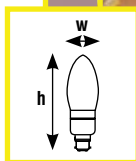
A single turn tube, giving high light output. Available in 4-pin bases for use with HF electronic control gear or conventional ballasts.

TECHNICAL SPECIFICATION

PRODUCT CODE	POWER (W)	COLOUR TEMPERATURE (K)	CAP TYPE	LUMENS	OUTER BOX WEIGHT (Kg)	OUTER BOX DIMENSIONS (cm)	LAMP HEIGHT (mm)	LAMP WIDTH (mm)
FLL/1827	18	2700	2G11	1150	11.6	54 x 27 x 31	226	43
FLL/1835	18	3500	2G11	1150	11.6	54 x 27 x 31	226	43
FLL/1840	18	4000	2G11	1150	11.6	54 x 27 x 31	226	43
FLL/1864	18	6400	2G11	1000	11.6	54 x 27 x 31	226	43
FLL/2435	24	3500	2G11	1650	17	55 x 39 x 31	321	43
FLL/2440	24	4000	2G11	1650	17	55 x 39 x 31	321	43
FLL/3635	36	3500	2G11	2500	20	54 x 47 x 31	416	43
FLL/3640	36	4000	2G11	2500	20	54 x 47 x 31	416	43
FLL/3664	36	6400	2G11	2320	20	54 x 47 x 31	416	43
FLL/4035	40	3500	2G11	2910	25	60 x 55 x 31	536	43
FLL/4040	40	4000	2G11	2910	25	60 x 55 x 31	536	43
FLL/5535	55	3500	2G11	3700	25	59 x 54 x 31	536	43
FLL/5540	55	4000	2G11	3700	25	59 x 54 x 31	536	43

8,000h

AMBER CANDLE COMPACT FLUORESCENT



OUTER BOX QTY	50
INNER BOX QTY	10
OUTER BOX WEIGHT	7.1 Kg
OUTER BOX DIMENSIONS (cm)	71 x 23 x 21
Energy	A

DESCRIPTION

This 7W energy saving compact candle lamp has been coated with an amber lacquer to create a soft pastel tone. Ideal for use in shaded or open fittings.

TECHNICAL SPECIFICATION

PRODUCT CODE	POWER (W)	VOLTAGE (V)	CAP TYPE	LAMP HEIGHT (mm)	LAMP WIDTH (mm)
CEL/5W/BC/AMBER	5	240	BC	104	38
CEL/7W/BC/AMBER	7	240	BC	104	38
CEL/7W/SES/AMBER	7	240	SES	104	38

BLACK LIGHT BLUE COMPACT FLUORESCENT



DESCRIPTION

Energy saving fluorescent lamps, emitting ultra violet light. Ideal applications include nightclubs, theatres, special effects lighting and anti-drug use areas. Utilising Woods glass this lamp offers all the expected benefits of energy saving compact fluorescents.

PRODUCT CODE	POWER (W)	VOLTAGE (V)	CAP TYPE
MEL/11W/BC/BLB	11	240	BC
MEL/11W/ES/BLB	11	240	ES
ELT/25W/BC/BLB	25	240	BC
ELT/25W/ES/BLB	25	240	ES

3,000h

OUTER BOX QTY



INNER BOX QTY



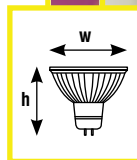
OUTER BOX WEIGHT



OUTER BOX DIMENSIONS (cm)



PRO-LITE PLUS MR16 DICHOIC



DESCRIPTION

The Pro-lite Plus dichroic range of lamps offer constant luminous intensity and colour. UV stop quartz protects against harmful UV radiation. The dichroic reflector reduces the amount of heat in the light beam by 66%.

TECHNICAL SPECIFICATION

PRODUCT CODE	DESCRIPTION	POWER (W)	VOLTAGE (V)	BEAM ANGLE	LAMP HEIGHT (mm)	LAMP WIDTH (mm)
MR16-CG/12/10/PR	N/A	10	12	36°	45	50
ESX-P-PROLITE	M268	20	12	12°	45	50
BBF-P-PROLITE	M294	20	12	24°	45	50
BAB-P-PROLITE	M269	20	12	36°	45	50
FMT-P-PROLITE	M271	35	12	12°	45	50
FRA-P-PROLITE	M270	35	12	20°	45	50
FMW-P-PROLITE	M281	35	12	36°	45	50
EXT-P-PROLITE	M249	50	12	13°	45	50
EXZ-P-PROLITE	M250	50	12	24°	45	50
EXN-P-PROLITE	M258	50	12	38°	45	50
FNV-P-PROLITE	M280	50	12	60°	45	50
EYJ-P-PROLITE	M282	75	12	25°	45	50
EYF-P-PROLITE	M260	75	12	14°	45	50
EYC-P-PROLITE	M261	75	12	38°	45	50

PRO-LITE PLUS MR11 DICHOIC

3,000h

OUTER BOX QTY



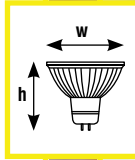
INNER BOX QTY



OUTER BOX WEIGHT



OUTER BOX DIMENSIONS (cm)



▶ PRO-LITE

DESCRIPTION

The Pro-lite Plus dichroic range of lamps offer constant luminous intensity and colour. UV stop quartz protects against harmful UV radiation. The dichroic reflector reduces the amount of heat in the light beam by 66%.

TECHNICAL SPECIFICATION

PRODUCT CODE	DESCRIPTION	POWER (W)	VOLTAGE (V)	BEAM ANGLE	LAMP HEIGHT (mm)	LAMP WIDTH (mm)
M200	M200	10	12	38°	34	35
FTA-P-PROLITE	M264	12	12	7°	34	35
FTB-P-PROLITE	M252	20	12	10°	34	35
FTC-P-PROLITE	M251	20	12	20°	34	35
FTD-P-PROLITE	M262	20	12	30°	34	35
FTE-P-PROLITE	M265	35	12	10°	34	35
FTF-P-PROLITE	M266	35	12	20°	34	35
FTH-P-PROLITE	M2199	35	12	30°	34	35

HALOGEN LAMPS

3,000h

OUTER BOX QTY



INNER BOX QTY



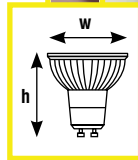
OUTER BOX WEIGHT



OUTER BOX DIMENSIONS (cm)



PRO-LITE PLUS GU10 HALOGEN LAMP



DESCRIPTION

The Pro-Lite GU10 is a mains voltage miniature halogen lamp. The design means there is no need to use a transformer or low-voltage circuitry when installing halogen lamps. With an aluminised reflector, the GU10 allows all heat and light to pass forwards, greatly reducing the amount of heat dissipated to the rear. Ideal for use in interior design in hotels, restaurants, shops and the home.

TECHNICAL SPECIFICATION

PRODUCT CODE	POWER (W)	VOLTAGE (V)	BEAM ANGLE	LAMP HEIGHT (mm)	LAMP WIDTH (mm)
GU10/20/CLR	20	240	25°	56	50
GU10/35/CLR	35	240	25°	56	50
GU10/50/CLEAR	50	240	25°	56	50

PRO-LITE

HALOGEN LAMPS

NATURAL DAYLIGHT DICHROIC

4,000h

OUTER BOX QTY



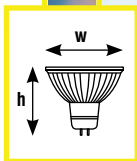
INNER BOX QTY



OUTER BOX WEIGHT




OUTER BOX DIMENSIONS (cm)



DESCRIPTION

This long life Xenon lamp has a patented 'thin film coating' on the dichroic reflector, which transforms the usual yellow tones of tungsten halogen light to a blue-white daylight effect, offering a colour temperature of 4000K. Available in 12V 50W with 2 different beam angle options.



TECHNICAL SPECIFICATION

PRODUCT CODE	DESCRIPTION	POWER (W)	VOLTAGE (V)	BEAM ANGLE	LAMP HEIGHT (mm)	LAMP WIDTH (mm)
EXZ-P-NDLPROLITE	M250	50	12	24°	45	50
EXN-P-NDLPROLITE	M258	50	12	38°	45	50

▶ PRO-LITE

HALOGEN LAMPS

3,000h

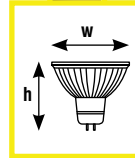
OUTER BOX QTY
200

INNER BOX QTY
20

OUTER BOX WEIGHT
10 Kg

OUTER BOX DIMENSIONS (cm)
43.5
23.5
27

TRUE COLOUR DICHOIC



DESCRIPTION

Pro-Lite coloured dichroic lamps use a dichroic filter lens to produce a solid colour beam of light. No gels or paints are used in the dichroic process, so True Colour offers a consistent coloured beam with no peeling or cracking of the coated lens.

TECHNICAL SPECIFICATION - MR16 TRUE COLOUR

PRODUCT CODE	DESCRIPTION	POWER (W)	VOLTAGE (V)	BEAM ANGLE	LAMP HEIGHT (mm)	LAMP WIDTH (mm)
ESX-P-RED	M268 RED	20	12	12°	45	50
ESX-P-BLUE	M268 BLUE	20	12	12°	45	50
ESX-P-GREEN	M268 GREEN	20	12	12°	45	50
ESX-P-YELLOW	M268 YELLOW	20	12	12°	45	50
ESX-P-AMBER	M268 AMBER	20	12	12°	45	50
ESX-P-MAGENTA	M268 MAGENTA	20	12	12°	45	50
FMT-P-RED	M271 RED	35	12	12°	45	50
FMT-P-BLUE	M271 BLUE	35	12	12°	45	50
FMT-P-GREEN	M271 GREEN	35	12	12°	45	50
FMT-P-YELLOW	M271 YELLOW	35	12	12°	45	50
FMT-P-AMBER	M271 AMBER	35	12	12°	45	50

PRO-LITE

HALOGEN LAMPS

TRUE COLOUR DICHROIC

TECHNICAL SPECIFICATION - MR16 TRUE COLOUR

PRODUCT CODE	DESCRIPTION	POWER (W)	VOLTAGE (V)	BEAM ANGLE	LAMP HEIGHT (mm)	LAMP WIDTH (mm)
FNV-P-RED	M280 RED	50	12	60°	45	50
FNV-P-BLUE	M280 BLUE	50	12	60°	45	50
FNV-P-GREEN	M280 GREEN	50	12	60°	45	50
FNV-P-YELLOW	M280 YELLOW	50	12	60°	45	50
FNV-P-AMBER	M280 AMBER	50	12	60°	45	50
EXT-P-RED	M249 RED	50	12	13°	45	50
EXT-P-BLUE	M249 BLUE	50	12	13°	45	50
EXT-P-GREEN	M249 GREEN	50	12	13°	45	50
EXT-P-YELLOW	M249 YELLOW	50	12	13°	45	50
EXT-P-AMBER	M249 AMBER	50	12	13°	45	50
EXT-P-MAGENTA	M249 MAGENTA	50	12	13°	45	50
EXT-P-PURPLE	M249 PURPLE	50	12	13°	45	50
EXT-P-LILAC	M249 LILAC	50	12	13°	45	50
EXT-P-PINK	M249 PINK	50	12	13°	45	50
EXT-P-TURQUOISE	M249 TURQUOISE	50	12	13°	45	50

TECHNICAL SPECIFICATION - MR11 TRUE COLOUR

PRODUCT CODE	DESCRIPTION	POWER (W)	VOLTAGE (V)	BEAM ANGLE	LAMP HEIGHT (mm)	LAMP WIDTH (mm)
FTC-P-RED	M251 RED	20	12	20°	34	35
FTC-P-BLUE	M251 BLUE	20	12	20°	34	35
FTC-P-GREEN	M251 GREEN	20	12	20°	34	35
FTC-P-YELLOW	M251 YELLOW	20	12	20°	34	35
FTC-P-AMBER	M251 AMBER	20	12	20°	34	35
FTF-P-RED	M266 RED	20	12	20°	34	35
FTF-P-BLUE	M266 BLUE	20	12	20°	34	35
FTF-P-GREEN	M266 GREEN	20	12	20°	34	35
FTF-P-YELLOW	M266 YELLOW	20	12	20°	34	35
FTF-P-AMBER	M266 AMBER	20	12	20°	34	35

3,000h

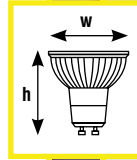
OUTER BOX QTY
200

INNER BOX QTY
20

OUTER BOX WEIGHT
Kg
13

OUTER BOX DIMENSIONS (cm)
42.5
27

TRUE COLOUR GU10



DESCRIPTION

Premium quality aluminised reflector 240V GU10 with dichroic-filtered colour lens. The Pro-Lite GU10 True Colour range incorporates the same technology used in low-voltage. True Colour lamps offer a reliable mains voltage lamp in a range of popular colours.

TECHNICAL SPECIFICATION

PRODUCT CODE	DESCRIPTION	POWER (W)	VOLTAGE (V)	BEAM ANGLE	LAMP HEIGHT (mm)	LAMP WIDTH (mm)
GU10/35/RED	GU10 RED	35	240	25°	56	50
GU10/35/BLUE	GU10 BLUE	35	240	25°	56	50
GU10/35/GREEN	GU10 GREEN	35	240	25°	56	50
GU10/35/AMBER	GU10 AMBER	35	240	25°	56	50
GU10/50/RED	GU10 RED	50	240	25°	56	50
GU10/50/BLUE	GU10 BLUE	50	240	25°	56	50
GU10/50/GREEN	GU10 GREEN	50	240	25°	56	50
GU10/50/YELLOW	GU10 YELLOW	50	240	25°	56	50
GU10/50/AMBER	GU10 AMBER	50	240	25°	56	50
GU10/50/MAGENTA	GU10 MAGENTA	50	240	25°	56	50
GU10/50/PURPLE	GU10 PURPLE	50	240	25°	56	50
GU10/50/LILAC	GU10 LILAC	50	240	25°	56	50
GU10/50/PINK	GU10 PINK	50	240	25°	56	50

PRO COLOUR DICHROIC

3,000h

OUTER BOX QTY



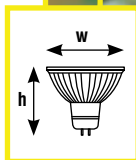
INNER BOX QTY



OUTER BOX WEIGHT



OUTER BOX DIMENSIONS (cm)



▶ PRO-LITE

DESCRIPTION

An accompaniment to the True-Colour dichroic range, Pro-Colour is a series of premium low voltage dichroic lamps with a solid coloured glass lens. Similar to True Colour in that no paint or gels are used in the manufacturing, so no peeling or cracking of the colour will occur. This colour is also visible when the lamp is switched off.

TECHNICAL SPECIFICATION

PRODUCT CODE	DESCRIPTION	POWER (W)	VOLTAGE (V)	BEAM ANGLE	LAMP HEIGHT (mm)	LAMP WIDTH (mm)
EXN-P-PRO/RED	M258 RED	50	12	36°	45	50
EXN-P-PRO/BLUE	M258 BLUE	50	12	36°	45	50
EXN-P-PRO/GREEN	M258 GREEN	50	12	36°	45	50
EXN-P-PRO/YELLOW	M258 YELLOW	50	12	36°	45	50
EXN-P-PRO/AMBER	M258 AMBER	50	12	36°	45	50

HALOGEN LAMPS

10,000h

OUTER BOX QTY



INNER BOX QTY



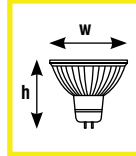
OUTER BOX WEIGHT



OUTER BOX DIMENSIONS (cm)



XENON ULTRA DICHROIC



DESCRIPTION

A range of dichroic long life Xenon lamps. 12V input with GX5.3/GU5.3 cap and clear lens. Constructed using low pressure gas fill makes the lamp suitable for open luminaires additionally low ultraviolet emission achieve the UV stop rating. They have a long lamp life of 10,000 hours.

TECHNICAL SPECIFICATION

PRODUCT CODE	DESCRIPTION	POWER (W)	VOLTAGE (V)	BEAM ANGLE	LAMP HEIGHT (mm)	LAMP WIDTH (mm)
BAB-P-M269/ULTRA	M269	20	12	36°	45	50
FMW-P-M281/ULTRA	M281	35	12	36°	45	50
EXZ-P-M250/ULTRA	M250	50	12	24°	45	50
EXN-P-M258/ULTRA	M258	50	12	38°	45	50
FNV-P/M280/ULTRA	M280	50	12	60°	45	50

XENON ULTRA GU10

5,000h

OUTER BOX QTY



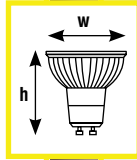

INNER BOX QTY



OUTER BOX WEIGHT



OUTER BOX DIMENSIONS (cm)



▶PRO-LITE

DESCRIPTION

A range of GU10 PAR, long life Xenon lamps offering an average of 5,000 hours life. 240V input with a GU10 cap and clear lens. Aluminised reflector throws heat forwards and gives a cool back. Constructed using low ultra violet emission. Twin fusing for extra safety. Suitable for open luminaires.

TECHNICAL SPECIFICATION

PRODUCT CODE	POWER (W)	VOLTAGE (V)	BEAM ANGLE	LAMP HEIGHT (mm)	LAMP WIDTH (mm)
GU10/20/XENON	20	240	25°	56	50
GU10/35/XENON	35	240	25°	56	50
GU10/50/XENON	50	240	25°	56	50

HALOGEN LAMPS

2,000h

OUTER BOX QTY



INNER BOX QTY



OUTER BOX WEIGHT



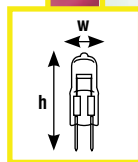
OUTER BOX DIMENSIONS (cm)



Energy



G4 HALOGEN CAPSULE LAMP



DESCRIPTION

A comprehensive selection of single-ended halogen capsule lamps to suit all applications, the Pro-Lite range is available with Transverse or Axial filaments as listed.

TECHNICAL SPECIFICATION

PRODUCT CODE	FILAMENT	POWER (W)	VOLTAGE (V)	CAP/BASE	LUMENS	LAMP HEIGHT (mm)	LAMP WIDTH (mm)
M42	TRANSVERSE	10	6	G4	120	33	9
M34	TRANSVERSE	20	6	G4	320	33	9
M30	TRANSVERSE	20	6	G4	380	33	9
M9	TRANSVERSE	5	12	G4	50	33	9
M91	TRANSVERSE	10	12	G4	120	33	9
M47	TRANSVERSE	20	12	G4	320	33	9
M86	AXIAL	20	12	G4	320	33	9
M76	AXIAL	20	12	GY6.35	320	44	11
M312	TRANSVERSE	20	12	GY6.35	320	44	11
M75	AXIAL	35	12	GY6.35	600	44	11
M95	TRANSVERSE	35	12	GY6.35	600	44	11
M74	AXIAL	50	12	GY6.35	950	44	11
M32/M87	TRANSVERSE	50	12	GY6.35	950	44	11
M32L	TRANSVERSE	50	12	GY6.35	950	44	11
M32L-TRS	TRANSVERSE	50	12	GY6.35	950	44	11

LOW VOLTAGE HALOGEN CAPSULE LAMP

TECHNICAL SPECIFICATION

PRODUCT CODE	FILAMENT	POWER (W)	VOLTAGE (V)	CAP/BASE	LUMENS	LAMP HEIGHT (mm)	LAMP WIDTH (mm)
M73	AXIAL	75	12	GY6.35	1320	44	11
M313	TRANSVERSE	75	12	GY6.35	1320	44	11
M180	AXIAL	100	12	GY6.35	1800	44	11
M28	TRANSVERSE	100	12	GY6.35	1800	44	11
MSP24/5/G4	TRANSVERSE	5	24	G4	50	33	9
MSP24/10/G4	TRANSVERSE	10	24	G4	120	33	9
M88	TRANSVERSE	20	24	G4	320	33	9
M89	TRANSVERSE	50	24	GY6.35	950	44	11
M90	AXIAL	100	24	GY6.35	N/A	44	11
M67	TRANSVERSE	100	24	GY6.35	N/A	44	11
M196	AXIAL	150	24	GY6.35	N/A	44	11
M36	AXIAL	250	24	GY6.35	N/A	44	11
MSP28/5/G4	TRANSVERSE	5	28	G4	50	33	9
MSP28/10/G4	TRANSVERSE	10	28	G4	120	33	9
MSP28/20/G4	TRANSVERSE	20	28	G4	320	33	9
M133	TRANSVERSE	50	10	PKX22s	950	42	11
MSP6/5/G4	TRANSVERSE	5	6	G4	50	33	9
MSP6/5/E10	TRANSVERSE	5	6	E10	50	33	9
MSP6/10/E10	TRANSVERSE	10	6	E10	120	33	9
MSP12/5/E10	TRANSVERSE	5	12	E10	50	33	9
MSP12/10/E10	TRANSVERSE	10	12	E10	320	33	9
MSP12/15/E10	TRANSVERSE	15	12	E10	180	33	9
MSP6/10/BA9S	TRANSVERSE	10	6	BA9s	120	33	9
MSP6/20/BA9S	TRANSVERSE	20	6	BA9s	320	33	9
MSP12/5/BA9S	TRANSVERSE	5	12	BA9s	50	33	9
MSP12/10/BA9S	TRANSVERSE	10	12	BA9s	120	33	9
MSP12/20/BA9S200	TRANSVERSE	20	12	BA9s	320	33	9
MSP12/50/BA9S	TRANSVERSE	50	12	BA9s	240	33	9
MSP12V/10W/3200K	TRANSVERSE	10	12	G4	180	33	9
MSP12/20/G4/3200	TRANSVERSE	20	12	G4	380	33	9
MSP12/30/3200	TRANSVERSE	30	12	G4	400	33	9
MSP6/30/G4/3200	TRANSVERSE	30	6	G4	320	33	9
MSP/107530	AXIAL	35	12	G4	600	33	9
MSP24/100/BA15D	TRANSVERSE	100	24	BA15D	N/A	44	11
MSP24/150/GY6.35	TRANSVERSE	150	24	GY6.35	N/A	44	11

8,000h

OUTER BOX QTY



INNER BOX QTY



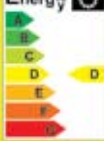
OUTER BOX WEIGHT



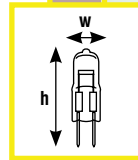
OUTER BOX DIMENSIONS (cm)



Energy



LOW VOLTAGE XENON CAPSULE LAMP



DESCRIPTION

A selection of single-ended halogen capsule lamps to suit all applications, filled with Xenon gas for an extra long life lamp of 8,000 hours. The Pro-Lite range is available with Transverse or Axial filaments as listed.

TECHNICAL SPECIFICATION

PRODUCT CODE	FILAMENT	POWER (W)	VOLTAGE (V)	CAP/BASE	LUMENS	LAMP HEIGHT (mm)	LAMP WIDTH (mm)
M91/ULTRA	TRANSVERSE	10	12	G4	120	33	9
M47/ULTRA	TRANSVERSE	20	12	G4	320	33	9
M95/ULTRA	AXIAL	35	12	GY6.35	600	44	11
M32/ULTRA	TRANSVERSE	50	12	GY6.35	950	44	11
MSP24/10/ULTRA	TRANSVERSE	10	24	G4	120	33	9
M88/ULTRA	TRANSVERSE	20	24	G4	320	33	9
M89/ULTRA	TRANSVERSE	50	24	GY6.35	950	44	11
MSP28/10/ULTRA	TRANSVERSE	10	24	G4	120	33	9
MSP28/20/ULTRA	TRANSVERSE	20	24	G4	320	33	9
M73/ULTRA	TRANSVERSE	75	12	GY6.35	1320	44	11

240V G9 CAPSULE LAMP

2,000h

OUTER BOX QTY

1000

INNER BOX QTY

100

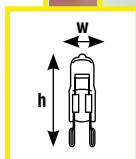
OUTER BOX WEIGHT

Kg
9.5

OUTER BOX DIMENSIONS (cm)

75
29

Energy



DESCRIPTION

240V mains voltage G9 capsule lamps, available as halogen or xenon in a variety of wattages. Twin fused and available in clear or frosted finish. Halogen have an average life span of 2,000 hours, while Xenon offer a longer life of 3,000 hours.

TECHNICAL SPECIFICATION

PRODUCT CODE	DESCRIPTION	POWER (W)	VOLTAGE (V)	FILAMENT	FINISH	LUMENS	LAMP HEIGHT (mm)	LAMP WIDTH (mm)
G9/25W/CLEAR	XENON CLEAR G9	25	240	V	CLEAR	200	40	18
G9/25W/FROST	XENON FROST G9	25	240	V	FROST	420	40	18
G9/40W/CLEAR	XENON CLEAR G9	40	240	V	CLEAR	650	40	18
G9/40W/FROST	XENON FROST G9	40	240	V	FROST	1000	40	18
G9/60W/CLEAR	XENON CLEAR G9	60	240	M	CLEAR	200	40	18
G9/60W/FROST	XENON FROST G9	60	240	M	FROST	420	40	18
G9/75W/CLEAR	XENON CLEAR G9	75	240	M	CLEAR	650	40	18
G9/75W/FROST	XENON FROST G9	75	240	M	FROST	1000	40	18
G9/25/CLEAR/HAL	HALOGEN CLEAR G9	25	240	V	CLEAR	160	40	18
G9/25/FROST/HAL	HALOGEN FROST G9	25	240	V	FROST	175	40	18
G9/40/CLEAR/HAL	HALOGEN CLEAR G9	40	240	V	CLEAR	375	40	18
G9/40/FROST/HAL	HALOGEN FROST G9	40	240	V	FROST	370	40	18

▶ PRO-LITE

HALOGEN LAMPS

5,000h

OUTER BOX QTY



100

INNER BOX QTY

NO INNER BOX

OUTER BOX WEIGHT



10

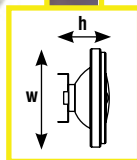
OUTER BOX DIMENSIONS (cm)



Energy



XENON ULTRA AR111 DISPLAY LAMPS



DESCRIPTION

5,000 hour long life xenon lamps save you money, as they are more cost effective than the halogen equivalents. Xenon gas means fewer lamp failures when exposed to vibration or a poor power supply. It features no UV output, therefore less fading of furnishings and artwork than a conventional halogen lamp. The light fittings will also last longer with fewer lamp changes.

TECHNICAL SPECIFICATION

PRODUCT CODE	POWER (W)	VOLTAGE (V)	BEAM ANGLE	LAMP HEIGHT (mm)	LAMP WIDTH (mm)
AR111/35W/4/PROL	35	12	4°	58	111
AR111/35W/8/PROL	35	12	8°	58	111
AR111/35W/24/PROL	35	12	24°	58	111
AR111/35W/45/PROL	35	12	45°	58	111
AR111/50W/4/PROL	50	12	4°	58	111
AR111/50W/8/PROL	50	12	8°	58	111
AR111/50W/24/PROL	50	12	24°	58	111
AR111/50W/45/PROL	50	12	45°	58	111
AR111/75W/4/PROL	75	12	4°	58	111
AR111/75W/8/PROL	75	12	8°	58	111
AR111/75W/24/PROL	75	12	24°	58	111
AR111/75W/45/PROL	75	12	45°	58	111

COOL BACK DICHROIC LAMP

3,000h

OUTER BOX QTY



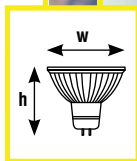
INNER BOX QTY



OUTER BOX WEIGHT




OUTER BOX DIMENSIONS (cm)



DESCRIPTION

Pro-Lite Ultra Cool and Coolback reflector lamps are designed to throw heat forwards not backwards. This is done through an aluminised reflector. The range is available with a black, silver or clear back. These 12V lamps are ideal for recessed ceiling and enclosed fitting applications where it is important to get heat away from the rear of the lamp. Available in standard halogen or long life xenon. This lamp is particularly suitable for use in fire rated fittings.



TECHNICAL SPECIFICATION - HALOGEN COOLBACK (3,000hrs)

PRODUCT CODE	DESCRIPTION	POWER (W)	VOLTAGE (V)	BEAM ANGLE	FINISH	OUTER BOX DIMENSIONS (cm)	LAMP HEIGHT (mm)	LAMP WIDTH (mm)
BAB-P-ALUM/CL	M269	20	12	36°	CLEAR BACK	43.5 x 27 x 28.5	45	50
FMW-P-ALUM/CL	M281	35	12	36°	CLEAR BACK	43.5 x 27 x 28.5	45	50
EXN-P-ALUM/CL	M258	50	12	38°	CLEAR BACK	43.5 x 27 x 28.5	45	50
FNV-P-ALUM/CL	M280	50	12	60°	CLEAR BACK	43.5 x 27 x 28.5	45	50

TECHNICAL SPECIFICATION - XENON COOLBACK (5,000hrs)

BAB-P-M269/ULTRA	M269	20	12	36°	CLEAR BACK	42.5 x 27 x 26.5	45	50
FMW-P-M281/ULTRA	M281	35	12	36°	CLEAR BACK	42.5 x 27 x 26.5	45	50
EXZ-P-M250/ULTRA	M250	50	12	24°	CLEAR BACK	42.5 x 27 x 26.5	45	50
EXN-P-M258/ULTRA	M258	50	12	38°	CLEAR BACK	42.5 x 27 x 26.5	45	50
FNV-P/M280/ULTRA	M280	50	12	60°	CLEAR BACK	42.5 x 27 x 26.5	45	50

▶ PRO-LITE

HALOGEN LAMPS

3,000h

OUTER BOX QTY



INNER BOX QTY



OUTER BOX WEIGHT

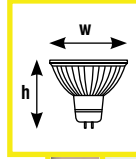


SEE TABLE

OUTER BOX DIMENSIONS (cm)



FIBRE OPTIC DICHOIRC LAMP



DESCRIPTION

The Fibre Optic range has been specially developed for novelty and seasonal fibre-optic products. Featuring an open front and a clear back, they give optimum light output for bright fibre-optics. Available as ø50mm MR16 or ø35mm MR11.



TECHNICAL SPECIFICATION

PRODUCT CODE	POWER (W)	VOLTAGE (V)	BEAM ANGLE	OUTER BOX WEIGHT (kg)	LAMP HEIGHT (mm)	LAMP WIDTH (mm)
MR16/12V/10W	20	12	12°	9	45	50
MR16/12V/15W	15	12	12°	9	45	50
MR11/6V/5W	5	6	12°	4.8	34	35
MR11/6V/10W	10	6	12°	4.8	34	35
MR11/12V/5W	5	12	12°	4.8	34	35
MR11/12V/10W	10	12	12°	4.8	34	35
MR11/12V/15W	15	12	12°	4.8	34	35

MR8 DICHOIC REFLECTOR LAMP

10,000h

OUTER BOX QTY



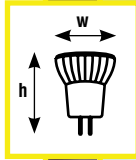
INNER BOX QTY



OUTER BOX WEIGHT



OUTER BOX DIMENSIONS (mm)



▶PRO-LITE

DESCRIPTION

MR8 Dichroic Lamps are ideal for use in confined spaces or applications where spot light is needed, with the lamps being as discrete as possible. Suitable uses include small display cabinets, window displays, jewellers etc.

TECHNICAL SPECIFICATION

PRODUCT CODE	POWER (W)	VOLTAGE (V)	BEAM ANGLE	LAMP HEIGHT (mm)	LAMP WIDTH (mm)
MR8-C/12/5/21	5	12	21°	35	25
MR8-C/12/20/10	20	12	10°	35	25
MR8-C/12/20/21	20	12	21°	35	25
MR8-C/12/20/36	20	12	36°	35	25
MR8-C/12/35/13	35	12	13°	35	25
MR8-C/12/35/24	35	12	24°	35	25
MR8-C/12/35/36	35	12	36°	35	25

HALOGEN LAMPS

4,000h

OUTER BOX QTY



SEE TABLE

INNER BOX QTY



SEE TABLE

OUTER BOX WEIGHT



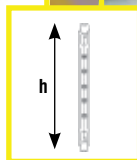
SEE TABLE

OUTER BOX DIMENSIONS (mm)



SEE TABLE

LINEAR HALOGEN K CLASS LAMPS



DESCRIPTION

Pro-Lite Plus double ended linear halogen lamps are produced using Triple Support Technology to provide extended life in comparison to other leading types. The filament incorporates extra supports across its length, providing a more stable and less volatile filament, therefore increasing overall lamp life. Ideal for use in rough-service applications, and in both interior uplights and external floodlights.

XENON LINEAR RANGE

TECHNICAL SPECIFICATION

PRODUCT CODE	POWER (W)	VOLTAGE (V)	LAMP LENGTH (mm)	OUTER BOX QTY	INNER BOX QTY	OUTER BOX WEIGHT (kg)	OUTER BOX DIMENSIONS (mm)
KSP60W/240/ULTRA	60	240	80	1000	100	11.2	62 x 22 x 51
K14/240-ULTRA	100	240	80	1000	100	11.2	67 x 22 x 51
K12/240-ULTRA	100	240	80	1000	100	11.2	67 x 22 x 51
K7/240-ULTRA	150	240	80	500	50	11.2	67 x 30 x 51
K28/240-ULTRA	150	240	118	500	50	8	67 x 30 x 26
K11/240-ULTRA	200	240	118	500	50	8	67 x 30 x 26
K9/240-ULTRA	300	240	118	500	50	8	67 x 30 x 26
K1/240-ULTRA	500	240	118	500	50	8	67 x 30 x 26

LINEAR HALOGEN K CLASS LAMPS

⌚ 2,000h

HALOGEN LINEAR RANGE



TECHNICAL SPECIFICATION

PRODUCT CODE	POWER (W)	VOLTAGE (V)	LAMP LENGTH (mm)	OUTER BOX QTY	INNER BOX QTY	OUTER BOX WEIGHT (kg)	OUTER BOX DIMENSIONS (mm)
KSP60W/240/80MM	60	240	80	1000	100	11.2	67 x 22 x 51
KSP75W/240/80MM	75	240	80	1000	100	11.2	67 x 22 x 51
K14/110-PROPLUS	100	110	80	1000	100	11.2	67 x 22 x 51
K14/240-PROPLUS	100	240	80	1000	100	11.2	67 x 22 x 51
K7/110-PROPLUS	100	110	118	500	50	8	67 x 30 x 26
K7/240-PROPLUS	100	240	118	500	50	8	67 x 30 x 26
K12/110-PROPLUS	150	110	80	1000	100	11.2	67 x 22 x 51
K12/240-PROPLUS	150	240	80	1000	100	11.2	67 x 22 x 51
K28/110-PROPLUS	150	110	118	500	50	8	67 x 30 x 26
K28/240-PROPLUS	150	240	118	500	50	8	67 x 30 x 26
K27/240V	200	240	80	1000	100	11.2	67 x 22 x 51
K11/24-28PROPLUS	200	28	118	500	50	8	67 x 30 x 26
K11/110-PROPLUS	200	110	118	500	50	8	67 x 30 x 26
K11/240-PROPLUS	200	240	118	500	50	8	67 x 30 x 26
K15/110V-PROPLUS	250	110	80	1000	100	11.2	67 x 22 x 51
K15/240-PROPLUS	250	240	80	1000	100	11.2	67 x 22 x 51
K9/110V-PROPLUS	300	110	118	500	50	8	67 x 30 x 26
K9/240-PROPLUS	300	240	118	500	50	8	67 x 30 x 26
K1/110-PROPLUS	500	110	118	500	50	9	67 x 30 x 26
K1/240-PROPLUS	500	240	118	500	50	9	67 x 30 x 26
K3/110-PROPLUS	750	110	189	500	50	14.2	67 x 23 x 51
K3/240-PROPLUS	750	240	189	500	50	14.2	67 x 23 x 51
K4/110-PROPLUS	1000	110	189	500	50	14.2	67 x 23 x 51
K4/240-PROPLUS	1000	240	189	500	50	14.2	67 x 23 x 51
K10/110-PROLITE	1000	110	189	500	50	14.2	67 x 23 x 51
K10/240-PROPLUS	1000	240	254	500	50	17	67 x 23 x 51
K5/110-PROPLUS	1500	110	254	500	50	17	67 x 23 x 51
K5/240-PROPLUS	1500	240	254	500	50	17	67 x 23 x 51
K8/240V/2000W	2000	240	333	500	50	28	68 x 39 x 51

▶ PRO-LITE

HALOGEN LAMPS

20,000h

OUTER BOX QTY



INNER BOX QTY



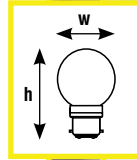
OUTER BOX WEIGHT



OUTER BOX DIMENSIONS (cm)



LED GOLF BALL



DESCRIPTION

An LED direct replacement to the golf ball lamp, offering outstanding lamp life and efficiency. The range includes white, coloured and colour changing golf balls. Using just 0.3W of power these lamps have very low power consumption (Use 50 times less energy than the average incandescent). They are ideal for festoon lighting, inaccessible areas and applications where long lamp life is essential. The fixed colour LED golf balls are exactly the same dimensions as a standard 45mm golf ball.

- Low power consumption of 0.3W
- Operating temperature range: -30°C to 85°C
- Current: 20mA



TECHNICAL SPECIFICATION

PRODUCT CODE	POWER (W)	VOLTAGE (V)	CAP TYPE	COLOUR	LUMENS	LAMP HEIGHT (mm)	LAMP WIDTH (mm)
GOLF/LED/CHANGER	0.3	240	BC	VARIOUS	N/A	79	45
GOLF/LED/CHAN/ES	0.3	240	ES	VARIOUS	N/A	79	45
GOLF/LED/BC/WHIT	0.3	240	BC	WHITE	8	66	45
GOLF/LED/BC/YELL	0.3	240	BC	YELLOW	2.1	66	45
GOLF/LED/BC/BLUE	0.3	240	BC	BLUE	2.3	66	45
GOLF/LED/BC/RED	0.3	240	BC	RED	2.2	66	45
GOLF/LED/BC/GRN	0.3	240	BC	GREEN	5.5	66	45

DIOTRONIC GU10 LED CLUSTER LAMPS

20,000h

OUTER BOX QTY



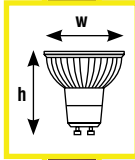
INNER BOX QTY



OUTER BOX WEIGHT



OUTER BOX DIMENSIONS (cm)



LED LAMPS

▶ PRO-LITE

DESCRIPTION

Pro-Lite offer a comprehensive range of GU10 multi-point (cluster) LED lamps. All lamps are a like for like direct retrofit to existing halogen style lighting. They are available in a range of colours including ultra violet. Also available is a colour changing lamp which fades through red, green and blue to give a dramatic coloured light. Colour changing lamps automatically synchronize with all lamps on the same power supply. Ideal as 'fit and forget' or night lights.

TECHNICAL SPECIFICATION

PRODUCT CODE	POWER (W)	VOLTAGE (V)	COLOUR	LAMP HEIGHT (mm)	LAMP WIDTH (mm)
GU10/LED/BLUE	1.8	240	BLUE	57	50
GU10/LED/GREEN	1.8	240	GREEN	57	50
GU10/LED/MAGENTA	1.8	240	MAGENTA	57	50
GU10/LED/ORANGE	1.8	240	ORANGE	57	50
GU10/LED/RED	1.8	240	RED	57	50
GU10/LED/UV	1.8	240	ULTRA VIOLET	57	50
GU10/LED/WHITE	1.8	240	WHITE	57	50
GU10/LED/CHANGER	1.8	240	VARIOUS	57	50

30,000h

OUTER BOX QTY



INNER BOX QTY



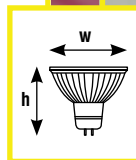
OUTER BOX WEIGHT



OUTER BOX DIMENSIONS (cm)



DIOTRONIC MR16 LED CLUSTER LAMPS



DESCRIPTION

Pro-Lite offer a comprehensive range of MR16 12V multi-point (cluster) LED lamps. All lamps are a like for like direct retrofit to existing halogen style lighting. They are available in a range of colours including ultra violet. Also available is a colour changing lamp which fades through red, green and blue to give a dramatic coloured light. Colour changing lamps automatically synchronise with all lamps on the same power supply. Ideal as 'fit and forget' or night lights.

TECHNICAL SPECIFICATION

PRODUCT CODE	POWER (W)	VOLTAGE (V)	COLOUR	LAMP HEIGHT (mm)	LAMP WIDTH (mm)
MR16/LED/BLUE	1.8	12	BLUE	48	50
MR16/LED/GREEN	1.8	12	GREEN	48	50
MR16/LED/MAGENTA	1.8	12	MAGENTA	48	50
MR16/LED/ORANGE	1.8	12	ORANGE	48	50
MR16/LED/RED	1.8	12	RED	48	50
MR16/LED/UV	1.8	12	ULTRA VIOLET	48	50
MR16/LED/WHITE	1.8	12	WHITE	48	50
MR16/LED/RGB/0.5	1.8	12	VARIOUS	48	50

DIOTRONIC MR11 LED CLUSTER LAMPS

20,000h

OUTER BOX QTY



INNER BOX QTY



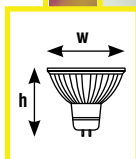
OUTER BOX WEIGHT



OUTER BOX DIMENSIONS (cm)



LED LAMPS



DESCRIPTION

Pro-Lite offer a comprehensive range of MR11 12V multi-point (cluster) LED lamps. All lamps are a like for like direct retrofit to existing halogen style lighting. They are available in a range of colours including ultra violet. The white lamp has a 10,000 hour life span while the colours have double that at 20,000 hours. Ideal as 'fit and forget' or night lights.

TECHNICAL SPECIFICATION

PRODUCT CODE	POWER (W)	VOLTAGE (V)	CLOUR	LAMP HEIGHT (mm)	LAMP WIDTH (mm)
MR11/LED/BLUE	0.54	12	BLUE	35	35
MR11/LED/GREEN	0.54	12	GREEN	35	35
MR11/LED/MAGENTA	0.54	12	MAGENTA	35	35
MR11/LED/ORANGE	0.54	12	ORANGE	35	35
MR11/LED/RED	0.54	12	RED	35	35
MR11/LED/UV	0.54	12	ULTRA VIOLET	35	35
MR11/LED/WHITE	0.54	12	WHITE	35	35

▶ PRO-LITE

50,000h

OUTER BOX QTY



INNER BOX QTY



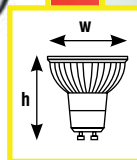
OUTER BOX WEIGHT



OUTER BOX DIMENSIONS (cm)



SINGLE SOURCE LED LAMPS



DESCRIPTION

L.E.D. lamps are in a very rapid state of development with new and exciting products being developed all the time. Pro-Lite are at the forefront of this development with many new products available. Below is a limited selection of retrofit style lamps. These lamps offer the benefits of:

- No heat, ideal for display and merchandising applications
- Low power, reduces power bills and your carbon footprint
- Ultra long life, low maintenance reductions give great cost savings
- True colour effects - pure colours and blending options open up new markets and possibilities

Pro-Lite combines the LED technology with precision optics and microprocessor electronics. When fitted to contemporary and retro-fit enclosures, the Pro-Lite L.E.D. now offers a true alternative light source. Pro-Lite LED offers a light to look with rather than a light to look at.

TECHNICAL SPECIFICATION

PRODUCT CODE	POWER (W)	VOLTAGE (V)	COLOURS AVAILABLE **	NUMBER OF LED'S	LAMP HEIGHT (mm)	LAMP WIDTH (mm)
GU10/LED1W/**	1	240	WHITE/WW/BBLUE/GREEN/RED	1	56	50
GU10/LED3W/**	3	240	WHITE/WW/BBLUE/GREEN/RED	1	56	50
GU10/LED/4W/**	4	240	WHITE/WW/BBLUE/GREEN/RED/AMBER	1	56	50
GU10/LED/3X1W/**	3	240	WHITE/WW	3	56	50
MR16/LED/4W/**	4	12	WHITE/WW/BBLUE/GREEN/RED	1	56	50

SURFACE MOUNT LED STRIP



DESCRIPTION

Self adhesive ultra high output LED strip lighting. Driven from appropriately sized 12V DC LED drivers the SLED range is very simple to install and commission. The system allows for frequent cut points at 50mm intervals along the length of the strip. Power is then provided at the adjacent connection point. Different colours can also be combined. The ideal way to solve both decorative and practical lighting solutions. Available in kit form and as complete reels.

TECHNICAL SPECIFICATION

PRODUCT CODE	POWER (W) PER LED	VOLTAGE (V)	COLOUR	LED SEPARATION DISTANCE	SURFACE ILLUMINATION
LEDSS360/5/R	0.08	12	RED	15mm	3300 LUX
LEDSS360/5/Y	0.08	12	YELLOW	15mm	2500 LUX
LEDSS360/5/B	0.08	12	BLUE	15mm	7000 LUX
LEDSS360/5/G	0.08	12	GREEN	15mm	8000 LUX
LEDSS360/5/W	0.08	12	WHITE	15mm	10000 LUX
LEDSS360/5/WW	0.08	12	WARM WHITE	15mm	10000 LUX

2,000h

OUTER BOX QTY
200

INNER BOX QTY
25

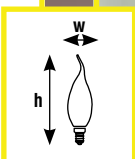
OUTER BOX WEIGHT
Kg
25

OUTER BOX DIMENSIONS (cm)
41.5
23.5

Energy

BOHEMIAN CANDLE LAMPS

INCANDESCENT LAMPS



DESCRIPTION

The Bohemian candle lamp makes ordinary light fittings decorative, and particularly enhances chandeliers and other decorative ceiling, wall, or floor standing luminaires.

PRODUCT CODE	POWER (W)	VOLTAGE (V)	CAP TYPE	LUMENS	FINISH	LAMP HEIGHT (mm)	LAMP WIDTH (mm)
BOH25W/BC/CL	25	240	BC	200	CLEAR	119	35
BOH25W/BC/FROST	25	240	BC	180	FROST	119	35
BOH25W/SBC/CL	25	240	SBC	200	CLEAR	119	35
BOH25W/SBC/FROST	25	240	SBC	180	FROST	119	35
BOH25W/SES/CL	25	240	SES	200	CLEAR	119	35
BOH25W/SES/FROST	25	240	SES	180	FROST	119	35
BOH40W/BC/CL	40	240	BC	400	CLEAR	119	35
BOH40W/BC/FROST	40	240	BC	360	FROST	119	35
BOH40W/SBC/CL	40	240	SBC	400	CLEAR	119	35
BOH40W/SBC/FROST	40	240	SBC	360	FROST	119	35
BOH40W/SES/CL	40	240	SES	400	CLEAR	119	35
BOH40W/SES/FROST	40	240	SES	360	FROST	119	35
BOH60W/BC/CL	60	240	BC	660	CLEAR	119	35
BOH60W/BC/FROST	60	240	BC	600	FROST	119	35
BOH60W/SBC/CL	60	240	SBC	660	CLEAR	119	35
BOH60W/SBC/FROST	60	240	SBC	600	FROST	119	35
BOH60W/SES/CL	60	240	SES	660	CLEAR	119	35
BOH60W/SES/FROST	60	240	SES	600	FROST	119	35

▶IPRO-LITE

FLICKER CANDLE LAMPS

1,000h

OUTER BOX QTY



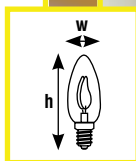
INNER BOX QTY



OUTER BOX WEIGHT



OUTER BOX DIMENSIONS (cm)



DESCRIPTION

The decorative flicker-flame candle lamp is perfect for luminaires in which the stylish and traditional design of the lamp is clearly visible. Ideal for the home, hotels, pubs, restaurants and museums.

PRODUCT CODE	POWER (W)	VOLTAGE (V)	CAP TYPE	LUMENS	FINISH	LAMP HEIGHT (mm)	LAMP WIDTH (mm)
FLC/3W/BA15D	3	240	SBC	15	CLEAR	95	32
FLC/3W/BC	3	240	BC	15	CLEAR	95	32
FLC/3W/E14	3	240	SES	15	CLEAR	95	32
FLC/3W/ES	3	240	ES	15	CLEAR	95	32


► PRO-LITE

four seasons

Colour Torch

OUTDOOR AMBIENT LIGHTING SYSTEM

DESIGNED LIGHTING PRODUCTS



Outdoor lighting set designed to blend into garden colour schemes. Manufactured from stainless steel with opaque luminaires illuminated via colour changing Light Emitting Diodes (LEDs). Programmed, fixed or changing colours can be selected by remote control or the fixed in-line controller.



- Colour changing
- Remote control
- Programmable
- Brushed steel lamps

SYSTEM CONTENTS

- ① 4 x LED colour changing torch bodies
- ② 4 x Ground spikes for torch bodies
- ③ 1 x Remote control hand set
- ④ 1 x Main system harness
- ⑤ 1 x Power supply 240V
- ⑥ 1 x Remote receiver



Product Code: PLK/FSCT

► PRO-LITE

▶ PRO-LITE

four seasons



OUTDOOR AMBIENT LIGHTING SYSTEM

Rich & Vivid Lighting hues Designed for Indoor and Outdoor Applications.

SYSTEM INCLUDES

- Polycarbonate precision optic projector
- Toughened Glass Lens
- 2 x Ground Pegs
- Floor Stand
- Flat surface mounting holes
- Vivid colour Longlife Low Energy interchangeable Light Source

ENERGY SAVING

- Low temperature
- Safe operation
- Interchangeable
- Light weight
- White lamp available

- Garden Lighting
- Mood Lighting
- Event Lighting
- Wall Wash uplighting / downlighting
- Indoor Lighting
- Party Lighting

Product Code: PLK/FSUL



SPRING

SUMMER

AUTUMN

WINTER

ULTRA STAR PROGRAMMABLE LED



DESCRIPTION

The Ultra Star is an ultra flexible, ultra easy to fit, ultra bright colour diode changing system. The Ultra Star can be set up as individual fittings or in lighting sets to give dramatic architectural lighting effects. Via an infra-red controller, the Ultra Star can select from 16 pre-set colours or be allowed to transform through an infinite number of shades and hues in a variety of ways. This unit needs no separate wiring and set up installation is as easy as changing a bulb! All lamps are controlled via the in-built infra-red controller in each lamp and remote control. Lamps are available as individual items in 12V or 240V forms, or complete kit forms with the remote control. Pro-Lite also offer a limited Master – Slave system where a lamp acts as the signal receiver and all connected lights follow.

TECHNICAL SPECIFICATION

PRODUCT CODE	DESCRIPTION
GU10/LED/3W/2KIT	KIT CONTAINING 2 GU10 LAMPS & 1 INFRA-RED REMOTE CONTROL
GU10/LED/3W/4KIT	KIT CONTAINING 4 GU10 LAMPS & 1 INFRA-RED REMOTE CONTROL
MR16LEDRGB2KIT	KIT CONTAINING 2 MR16 LAMPS & 1 INFRA-RED REMOTE CONTROL
MR16LEDRGB4KIT	KIT CONTAINING 4 MR16 LAMPS & 1 INFRA-RED REMOTE CONTROL
GU10/LED/3W/RGB	SINGLE ULTRA STAR LAMP, 240V 3W GU10 BASE
MR16/LED/3W/RGB	SINGLE ULTRA STAR LAMP, 12V 3W MR16 BASE
MR16LEDREMOTE	REMOTE CONTROL UNIT (WORKS ON ALL LAMP TYPES)

SUPALITE POWER STAR LED HEAD TORCH



DESCRIPTION

Rechargeable / Primary Cell Head Torch, with a single 1W LED daylight 6400K white beam.

FEATURES

- Quality comfort elasticated head strap
- Machined aluminium head stock
- Telescopic cable adjustment
- Hard hat support clips
- Even light spread, no dark spots
- Professional quality lens optics
- Construction – Machined aluminium
Engineered polymer
Quality comfort strap
- Compact design – Head is only 31mm diameter
- Light weight

PRODUCT CODE: SL04/LED1W

HALOGEN RECHARGEABLE TORCH / LANTERN



DESCRIPTION

Rugged rechargeable professional hand lantern. Manufactured from shock resistant polythene the SL/RS250 hand torch is a cost effective solution to professional lighting requirements. The 600 meter beam cuts through darkness in all weathers, lasting 4 hours per charge. The compact light weight unit can be left on charge in readiness for use time after time.

The SL/RS250 kit comes complete with:

- Fully automatic multi-stage charger
- Vehicle top-up charger
- Carry strap

FEATURES

- The unit features low battery protection and automatic shut down to protect battery life
- Electronic non contact solid state switch to eliminate faults
- Soft start lamp circuits for extended lamp life
- Sealed zero maintenance battery
- Xenon high efficiency lamp
- Duration of 4 hours
- Weight 1Kg
- Dimensions 190 x 115 x 115mm
- Voltage 6V
- Output 100,000 candle power

PRODUCT CODE: SL/RS250MK2

PRO-COLOUR METAL HALIDE LAMPS



DESCRIPTION

Metal Halide lamps are ideal to enhance indoor and outdoor features such as water, foliage, architectural highlights, theme parks and hotels. They are also excellent for exhibition stand lighting and corporate lighting displays.

PRODUCT CODE	DESCRIPTION	COLOUR	CAP
MH70DEGREEN	70W R7s DOUBLE ENDED 45 DEGREE BURN POSITION	GREEN	R7s
MH70DERED	70W R7s DOUBLE ENDED 45 DEGREE BURN POSITION	RED	R7s
MH70DEBLUE	70W R7s DOUBLE ENDED 45 DEGREE BURN POSITION	BLUE	R7s
MH70DEMAGENTA	70W R7s DOUBLE ENDED 45 DEGREE BURN POSITION	MAGENTA	R7s
MH150DEGREEN	150W R7s DOUBLE ENDED 45 DEGREE BURN POSITION	GREEN	R7s
MH150DERED	150W R7s DOUBLE ENDED 45 DEGREE BURN POSITION	RED	R7s
MH150DEBLUE	150W R7s DOUBLE ENDED 45 DEGREE BURN POSITION	BLUE	R7s
MH150DEMAGENTA	150W R7s DOUBLE ENDED 45 DEGREE BURN POSITION	MAGENTA	R7s
MH250SEGREEN	250W E40 SINGLE ENDED UNIVERSAL BURN POSITION	GREEN	E40
MH250SERED	250W E40 SINGLE ENDED UNIVERSAL BURN POSITION	RED	E40
MH250SEBLUE	250W E40 SINGLE ENDED UNIVERSAL BURN POSITION	BLUE	E40
MH250SEMAGENTA	250W E40 SINGLE ENDED UNIVERSAL BURN POSITION	MAGENTA	E40
MH400SEGREEN	400W E40 SINGLE ENDED UNIVERSAL BURN POSITION	GREEN	E40
MH400SERED	400W E40 SINGLE ENDED UNIVERSAL BURN POSITION	RED	E40
MH400SEBLUE	400W E40 SINGLE ENDED UNIVERSAL BURN POSITION	BLUE	E40
MH400SEMAGENTA	400W E40 SINGLE ENDED UNIVERSAL BURN POSITION	MAGENTA	E40



TRANSFORMER FEATURES

- Dimmable
- Highly efficient
- EMC approved
- Short circuit, over-load and surge protected
- Thermal cut-off
- RoSH compliant
- Ambient temperature Ta. Max: 40°C
- Case temperature Tc. Max: 65°C

LED DRIVER FEATURES

- IP20 independent ballast, for indoor use
- Class II protection against electric shock following direct or indirect contact
- Cables on primary and secondary circuits for connection
- Reduced compact size
- The ballast can be secured by means of threaded slots
- Protects:
 - against overheating and short circuits
 - against mains voltage spikes
 - against overloads

TECHNICAL SPECIFICATION

PRODUCT CODE	INPUT	CURRENT	OUTPUT	USAGE	IP RATING
TRANS-60VA/PROL	220-240V 50HZ	0.27A	11.6V	INDOOR	IP20
TRANS-105VA/PROL	220-240V 50HZ	0.40A	11.6V	INDOOR	IP20
TRANS-150VA/PROL	220-240V 50HZ	0.625A	11.6V	INDOOR	IP20
TRANS-200VA/PROL	220-240V 50HZ	0.85A	11.6V	INDOOR	IP20
LED/DR/12V/10W	220-240V 50HZ	0.93A	12V	INDOOR	IP20

HALOGEN IRK HEAT LAMPS



DESCRIPTION

Replacement lamps for infra red heaters and drying applications. Halogen heater lamps for catering applications. A comprehensive range is available encompassing lamps from 118mm 300W to 300mm 2000W. A selection of the most common heating and catering lamps are shown below.

Lamps are available in a variety of outputs with various finishes including clear / satin / ruby gold and ruby red. Equivalents to all manufacturers are available.

PRODUCT CODE	DESCRIPTION	POWER (W)	VOLTAGE (V)	CAP TYPE	COLOUR	LAMP HEIGHT (mm)
HEATING LAMPS						
INF641214R7S	SLIM LAMP PUSH FIT	1400	120	R7S	RUBY	350
INF6412143SFL	SLIM LAMP FLY LEADS	1400	120	SK15	RUBY	350
INF642413R7S	SLIM LAMP PUSH FIT	1300	240	R7S	RUBY	254
INF642414R7S	SLIM LAMP PUSH FIT	1400	240	R7S	RUBY	350
INF642414SFL	SLIM LAMP FLY LEADS	1400	240	SK15	RUBY	350
INF6424-143L	SLIM LAMP FLY LEADS	1400	240	SK15	RUBY	350
CATERING LAMPS						
INF6424-300CIR	SLIM LAMP PUSH FIT	300	240	R7S	CLEAR	118
INF6424-300JKT	JACKETED LAMP PUSH FIT	300	240	R7S	CLEAR	118



PRO-LITE IS A DIVISION OF



RITELITE
(SYSTEMS) LTD

MEADOW PARK
BOURNE ROAD
ESSENDINE
STAMFORD
LINCOLNSHIRE
PE9 4LT
ENGLAND

TEL: +44 (0) 1780 758590

FAX: +44 (0) 1780 765700

sales@prolite-lamps.co.uk

All content © Ritelite (Systems) Ltd. All rights reserved. All details are believed to be correct at the time of print, and are subject to change without notice. Errors and omissions excepted.

www.prolite-lamps.co.uk